

Scaled data based on original data using
LM-79-08 Approved Method: Electrical and Photometric Measurements of Solid-
State Lighting Products

Test Report Prepared for
Cooper Lighting Solutions
(formerly Eaton)

Brand: STREETWORKS

Report Number: P534129

Luminaire Tested: **GLAN-SA9C-760-U-AFL-GRSBK**

Issue Date: 5/27/2021

Test Information

Test Method: LM-79-08
Report Number: P534129
TEST IS SCALED FROM IESNA LM-79-08 TEST DATA (G3-2011-057-27)
Test Lab: INNOVATION CENTER
Issue Date: 5/27/2021
Manufacturer: COOPER LIGHTING SOLUTIONS (FORMERLY EATON)
Product Line: STREETWORKS
Catalog Number: GLAN-SA9C-760-U-AFL-GRSBK
Description: GALLEON AREA AND ROADWAY LUMINAIRE
(9) 70 CRI, 5700K, 1050mA LIGHTSQUARES WITH 16 LEDS EACH AND AUTOMOTIVE
FRONTLINE OPTICS WITH BLACK GLARE REDUCTION SHIELD
Light Source: -
Ballast/Driver: ELECTRONIC DRIVER

Summary

Lumens per Lamp: N/A
Luminaire Lumens: 47545 lumens
Efficiency: N/A
Efficacy: 98.8 lumens/watt
Luminous Opening: Rectangular (W 1.5' x L: 1.5' x H: 0')
IES Classification: Type II - Short
BUG Rating: B3 - U0 - G1

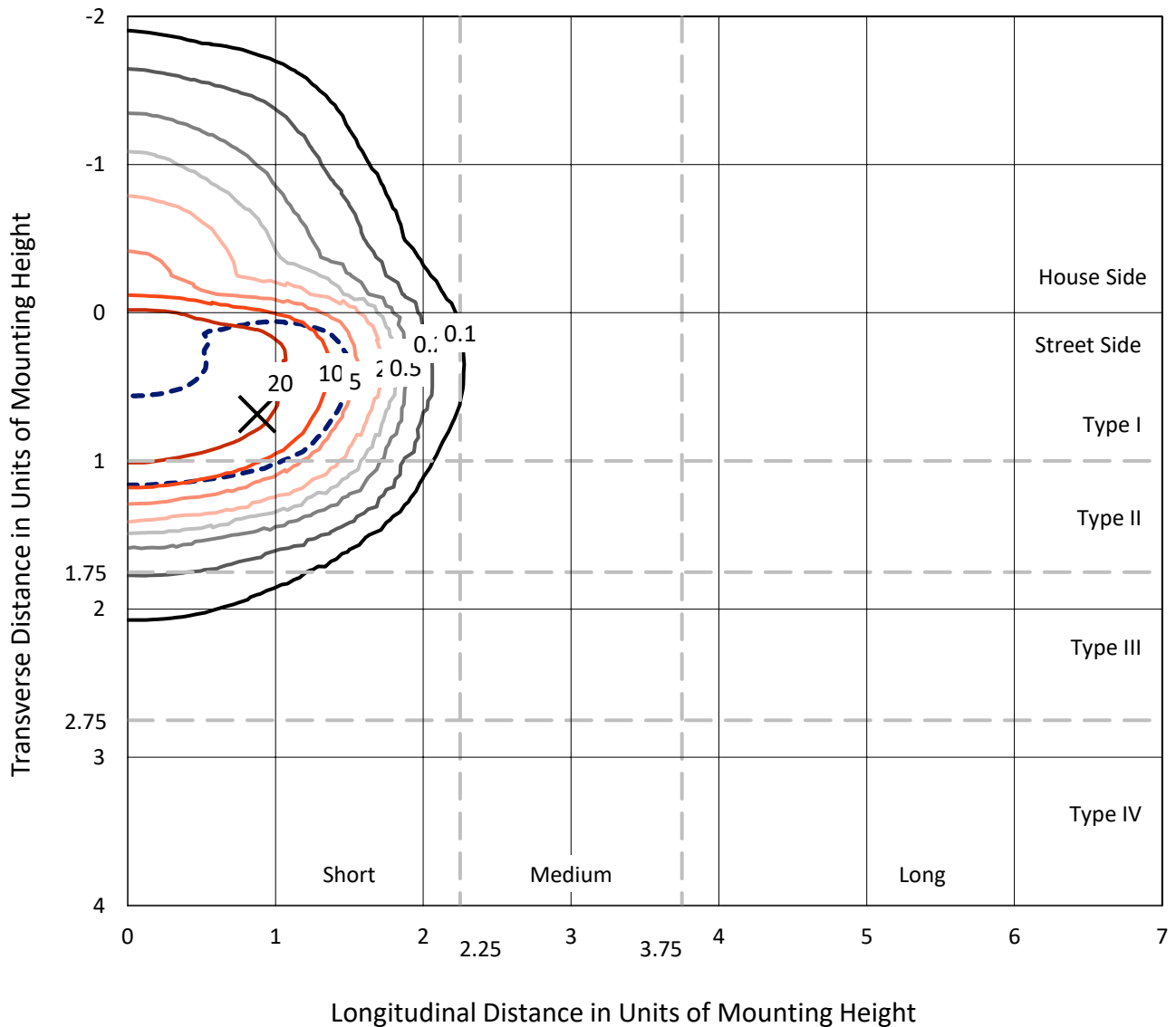
Input Watts (W): 481
Input Voltage (V): NR
Input Current (Ain): NR
Voltage Rise (V): NR
Power Factor: NR
Total Harmonic Distortion (THDi): NR
Frequency (hertz): 60
Stabilization Time: NR
Operation Time: NR
Ambient Temperature (°C): NR
Test Distance: 24 FT



REPORT NUMBER: P534129
 CATALOG NUMBER: GLAN-SA9C-760-U-AFL-GRSBK

Iso-Footcandle Lines of Horizontal Illumination

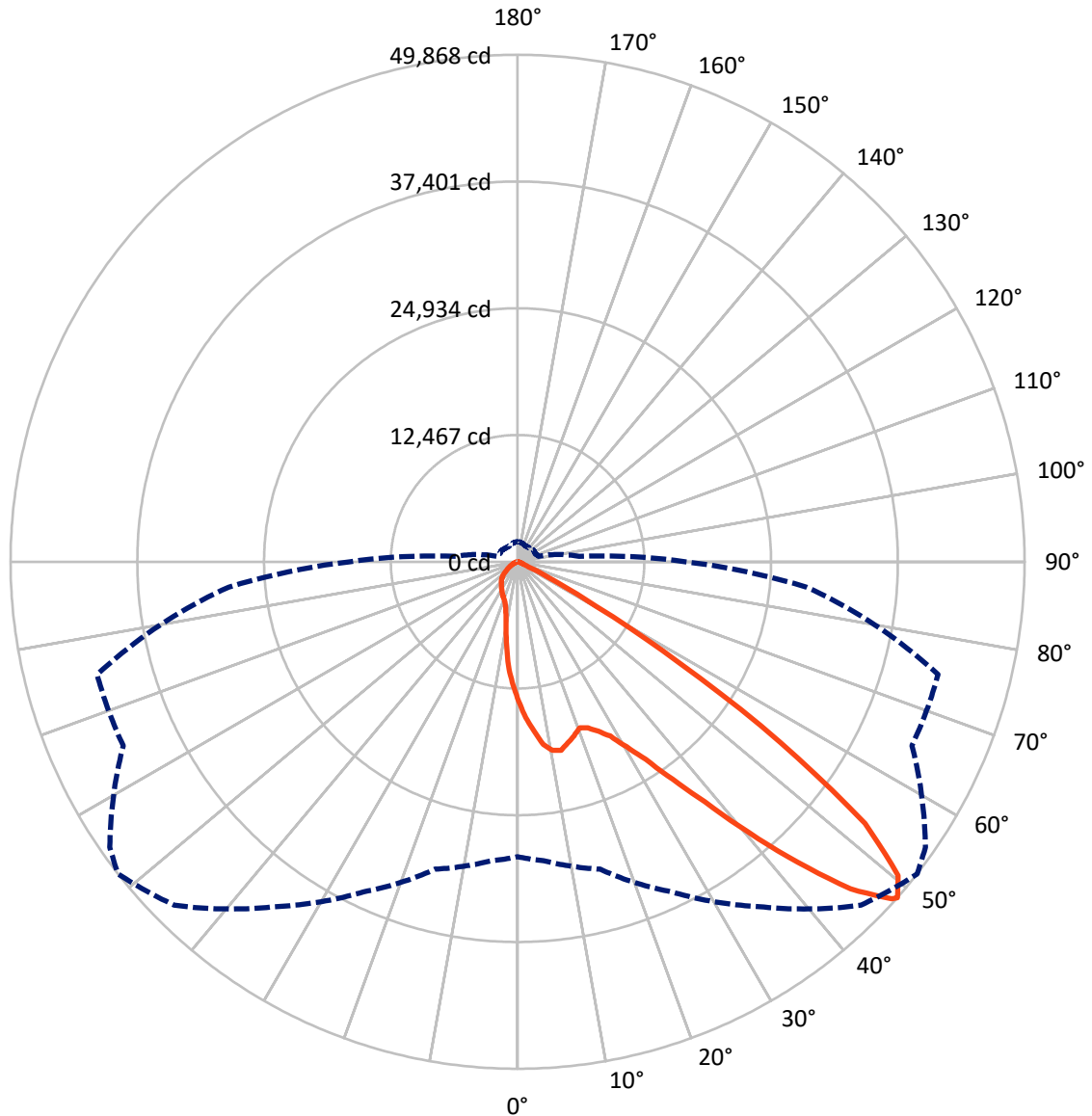
✕ Max cd
 - - - 1/2 Max cd



Based on 25 foot mounting height. Maximum calculated value = 30.7 fc
 Type II - Short - N/A

REPORT NUMBER: P534129
CATALOG NUMBER: GLAN-SA9C-760-U-AFL-GRSBK

Luminous Intensity Polar Plot



— Vertical Plane Through 52-Deg Lateral - - - Horizontal Cone Through 48-Deg Vertical

REPORT NUMBER: P534129
 CATALOG NUMBER: GLAN-SA9C-760-U-AFL-GRSBK

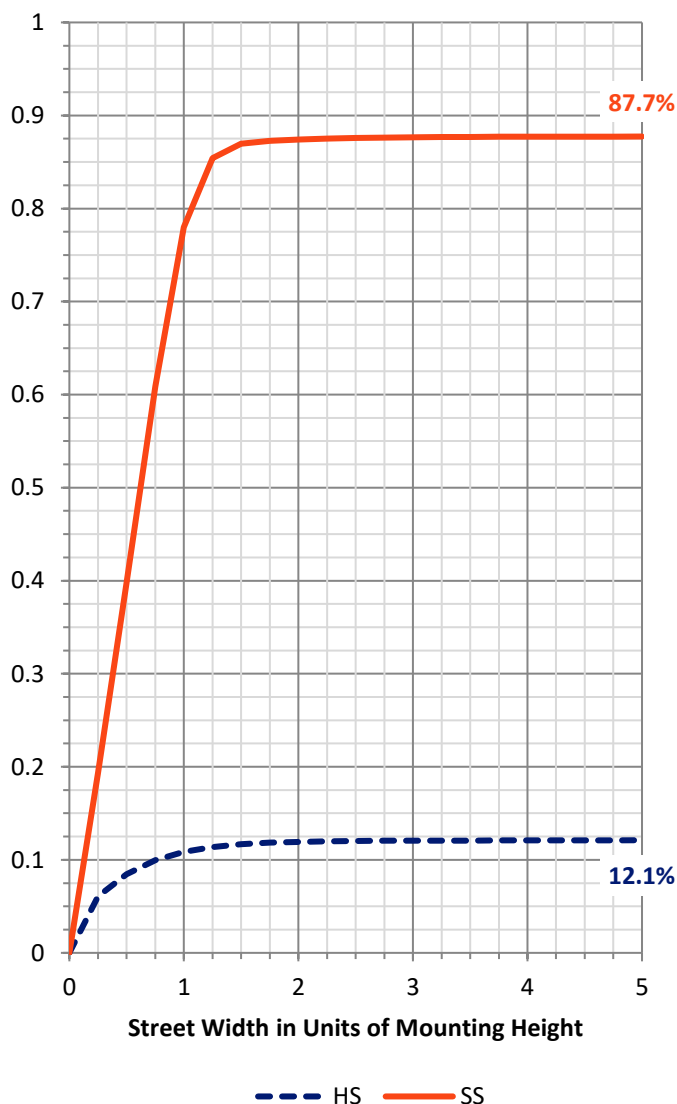
FLUX DISTRIBUTION:

		Downward	Upward	Total
House Side	Lumens	5789.0	0.0	5789.0
	% Fixture	12.2	0.0	12.2
Street Side	Lumens	41756.0	0.0	41756.0
	% Fixture	87.8	0.0	87.8
Total	Lumens	47545.0	0.0	47545.0
	% Fixture	100.0	0.0	100.0

ZONAL LUMENS:

Zone	Lumens	% Fixture
0°-10°	1256.7	2.6
10°-20°	3284.2	6.9
20°-30°	5607.5	11.8
30°-40°	10326.2	21.7
40°-50°	16036.6	33.7
50°-60°	9651.3	20.3
60°-70°	1116.3	2.3
70°-80°	216.1	0.5
80°-90°	50.0	0.1
90°-100°	0.0	0.0
100°-110°	0.0	0.0
110°-120°	0.0	0.0
120°-130°	0.0	0.0
130°-140°	0.0	0.0
140°-150°	0.0	0.0
150°-160°	0.0	0.0
160°-170°	0.0	0.0
170°-180°	0.0	0.0
0°-90°	47545.0	100.0
0°-180°	47545.0	100.0

Coefficient of Utilization

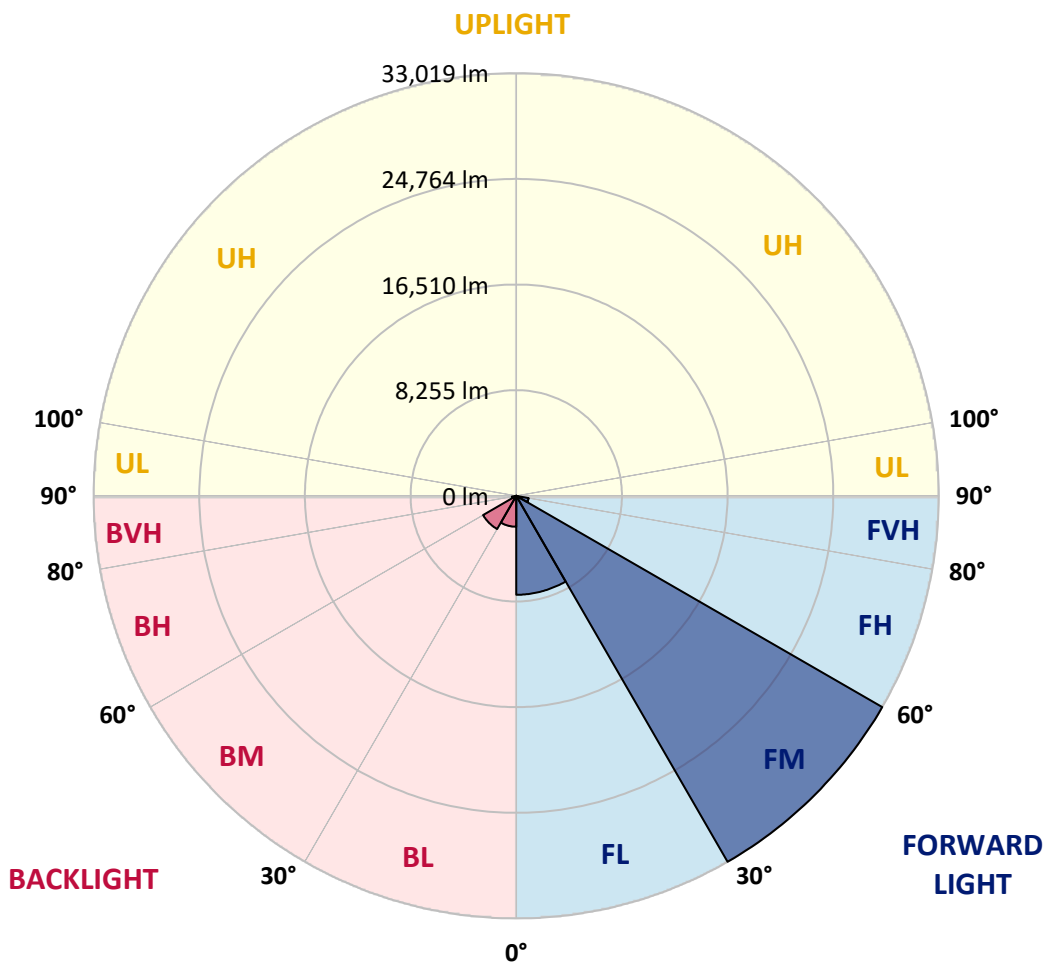


REPORT NUMBER: P534129
 CATALOG NUMBER: GLAN-SA9C-760-U-AFL-GRSBK

LUMINAIRE CLASSIFICATION SYSTEM LUMEN TABLE AND BUG RATING:

Zone	Lumens	% Fixture	Zone Rating/Lumen Limit		
			B	U	G
FL (0°-30°)	7730.2	16.3			
FM (30°-60°)	33019.1	69.4			
FH (60°-80°)	983.0	2.1			G1/1800
FVH (80°-90°)	23.8	0.1			G1/100
BL (0°-30°)	2418.3	5.1	B3/2500		
BM (30°-60°)	2995.1	6.3	B3/5000		
BH (60°-80°)	349.4	0.7	B1/500		G1/500
BVH (80°-90°)	26.2	0.1			G1/100
UL (90°-100°)	0.0	0.0		U0/0	
UH (100°-180°)	0.0	0.0		U0/0	

BUG Rating: B3-U0-G1
 Type II Short





REPORT NUMBER: P534129

CATALOG NUMBER: GLAN-SA9C-760-U-AFL-GRSBK

CANDELA DISTRIBUTION (FULL):

	0°	5°	15°	25°	35°	45°	52°	55°	65°	75°	85°
0°	13730.2	13730.2	13730.2	13730.2	13730.2	13730.2	13730.2	13730.2	13730.2	13730.2	13730.2
2.5°	16641.2	16260.0	16294.7	16045.1	15899.6	15663.9	15345.1	15282.7	14936.2	14464.9	13986.7
5°	18138.3	18048.2	18166.0	17805.6	17819.5	17431.3	16682.8	16696.7	15899.6	15130.3	14388.6
7.5°	18235.3	18027.4	18145.2	18464.0	18651.2	18581.9	18159.1	17791.7	17036.3	15906.5	14825.3
10°	16329.3	16724.4	16849.1	17375.9	18124.4	18914.6	18866.0	18886.8	18256.1	16779.8	15199.6
12.5°	15185.7	14922.3	15345.1	15663.9	16793.7	18325.4	19025.4	19177.9	19226.4	17625.4	15573.8
15°	14665.9	14665.9	14735.2	14825.3	15643.1	17057.1	18484.8	18928.4	19975.0	18734.4	16163.0
17.5°	14991.6	14977.8	15074.8	14887.7	15192.6	16280.8	17985.8	18491.8	20813.6	19822.5	16627.3
20°	15982.8	16031.3	15968.9	15428.3	15449.1	16266.9	17431.3	18228.4	21382.0	20765.1	17244.2
22.5°	17362.0	17389.7	17036.3	16447.1	16273.9	16675.9	17750.2	18360.1	21839.4	21894.9	17431.3
25°	18956.1	18845.2	18775.9	17944.2	17417.5	17764.0	18471.0	18824.5	22123.6	22865.2	17965.0
27.5°	21167.1	20945.3	20522.5	19780.9	19392.8	18900.7	19406.7	19988.9	22934.5	24223.7	18547.2
30°	24431.6	24237.5	23412.7	22456.3	21437.4	20952.3	21111.7	21430.5	24396.9	25797.0	19316.5
32.5°	29345.6	28936.7	27744.6	25921.7	24535.6	23197.9	23156.3	23495.9	25706.9	27973.3	20231.4
35°	34758.7	34633.9	32880.4	31002.1	28319.9	26254.4	26289.1	26469.3	28215.9	30828.9	21430.5
37.5°	38355.9	39042.0	37926.1	35909.2	33656.7	30704.1	29955.6	30017.9	31660.6	34211.2	23592.9
40°	41135.2	40553.0	40684.7	40213.4	38674.7	36664.7	35008.2	34682.5	35645.9	37953.9	25741.5
42.5°	39922.3	39950.0	40760.9	41876.8	42258.0	42112.4	40421.3	39804.4	39055.9	41017.3	27786.2
45°	36498.4	37212.3	38265.8	41218.3	43810.5	46243.3	45910.6	44884.8	41412.4	43443.2	28964.4
47.5°	31036.8	31009.1	32734.9	36574.6	42334.2	48031.5	49542.4	48821.6	43082.8	43172.9	28721.8
48°	29019.9	29518.9	31300.2	35819.1	41398.5	47768.1	49868.2	48960.2	42798.6	42812.5	28513.9
50°	21451.3	21361.2	23579.1	29123.8	36976.6	44884.8	48495.8	49202.8	42791.7	40989.6	27058.4
52.5°	11332.1	11720.2	13335.1	18311.6	26143.5	36734.0	42777.8	43879.8	41280.7	38009.3	24965.3
55°	4817.0	4352.6	5593.3	8268.6	14707.5	24542.5	31383.3	33836.9	34904.2	33635.9	21839.4
57.5°	1718.9	1878.3	2162.5	3112.0	6182.4	13432.2	18713.6	20619.6	24182.1	24681.1	14880.7
60°	1102.0	1122.8	1212.9	1427.8	2321.9	5177.4	8878.5	10396.4	12011.3	12399.5	6944.8
62.5°	852.5	859.4	901.0	935.7	1102.0	2010.0	3333.8	3950.6	4103.1	3527.9	1822.8
65°	713.9	720.8	734.7	734.7	783.2	942.6	1164.4	1282.2	1247.6	1233.7	1032.7
67.5°	547.5	561.4	589.1	589.1	616.9	575.3	644.6	686.2	776.3	942.6	880.2
70°	429.7	436.6	457.4	471.3	471.3	415.9	464.4	506.0	568.3	700.0	693.1
72.5°	332.7	346.5	360.4	360.4	339.6	284.2	332.7	367.3	408.9	485.2	471.3
75°	256.4	256.4	263.4	214.9	166.3	145.5	201.0	242.6	305.0	318.8	263.4
77.5°	69.3	76.2	69.3	62.4	69.3	104.0	131.7	152.5	194.1	194.1	173.3
80°	0.0	6.9	20.8	41.6	69.3	97.0	117.8	131.7	152.5	166.3	159.4
82.5°	0.0	6.9	20.8	41.6	62.4	76.2	104.0	110.9	124.8	145.5	145.5
85°	0.0	6.9	13.9	27.7	41.6	48.5	48.5	41.6	41.6	34.7	27.7
87.5°	0.0	0.0	6.9	13.9	13.9	20.8	20.8	20.8	20.8	20.8	20.8
90°	0.0	0.0	0.0	0.0	0.0	0.0	0.0	0.0	0.0	0.0	0.0



REPORT NUMBER: P534129

CATALOG NUMBER: GLAN-SA9C-760-U-AFL-GRSBK

CANDELA DISTRIBUTION (continued):

	90°	95°	105°	115°	125°	135°	145°	155°	165°	175°	180°
0°	13730.2	13730.2	13730.2	13730.2	13730.2	13730.2	13730.2	13730.2	13730.2	13730.2	13730.2
2.5°	13799.5	13584.7	13258.9	12746.0	12253.9	11935.1	11630.1	11290.5	11103.4	11089.5	10985.6
5°	13965.9	13480.7	12704.4	11824.2	10881.6	10070.7	9252.8	8719.1	8240.9	7977.5	7929.0
7.5°	14056.0	13425.2	12170.7	10694.5	9086.5	7762.7	6847.8	6175.5	5912.1	5718.0	5711.1
10°	14243.1	13328.2	11373.7	9197.4	7208.2	5870.5	5239.8	4934.8	4789.3	4733.8	4650.7
12.5°	14381.7	13148.0	10555.8	7658.7	5697.2	4865.5	4588.3	4519.0	4525.9	4553.6	4519.0
15°	14575.8	12988.6	9453.8	6286.4	4782.4	4380.4	4380.4	4394.2	4491.3	4505.1	4498.2
17.5°	14561.9	12676.7	8317.1	5177.4	4227.9	4172.4	4193.2	4324.9	4387.3	4408.1	4359.6
20°	14728.3	12385.6	7145.8	4421.9	3916.0	3999.2	4137.8	4172.4	4248.7	4262.5	4207.1
22.5°	14679.7	11657.9	6057.6	3825.9	3680.3	3839.7	3978.4	4019.9	3999.2	3957.6	3950.6
25°	14589.6	11034.1	5059.6	3430.8	3507.1	3680.3	3812.0	3735.8	3694.2	3701.1	3708.1
27.5°	14430.2	10243.9	4234.8	3153.6	3271.4	3527.9	3520.9	3493.2	3534.8	3500.1	3534.8
30°	14402.5	9453.8	3555.6	2904.1	3098.1	3285.3	3299.1	3347.6	3396.2	3333.8	3396.2
32.5°	14444.1	8587.4	3070.4	2751.6	2994.2	3001.1	3153.6	3202.1	3167.4	3028.8	3042.7
35°	14762.9	7922.1	2716.9	2668.4	2827.8	2834.8	2980.3	2917.9	2765.4	2682.3	2730.8
37.5°	15435.2	7367.6	2550.6	2592.2	2606.0	2696.1	2703.1	2578.3	2592.2	2585.2	2613.0
40°	16294.7	6944.8	2432.8	2522.9	2509.0	2571.4	2321.9	2391.2	2453.6	2474.3	2488.2
42.5°	16883.8	6639.8	2356.5	2412.0	2384.2	2273.4	2134.7	2204.0	2252.6	2328.8	2342.7
45°	17147.2	6397.3	2266.4	2217.9	2217.9	2016.9	1961.5	1975.3	2086.2	2169.4	2155.5
47.5°	16717.4	6161.6	2107.0	1961.5	2010.0	1843.6	1781.3	1781.3	1899.1	2003.0	1982.3
48°	16551.1	6064.6	2113.9	1906.0	1940.7	1815.9	1753.5	1739.7	1871.4	1968.4	1968.4
50°	15726.3	5704.2	1933.7	1753.5	1684.2	1670.4	1628.8	1642.6	1725.8	1815.9	1815.9
52.5°	14118.3	4927.9	1635.7	1504.0	1379.3	1462.4	1483.2	1455.5	1497.1	1580.3	1573.3
55°	11782.6	3784.3	1309.9	1247.6	1150.5	1240.6	1282.2	1247.6	1206.0	1268.4	1268.4
57.5°	7547.8	2037.7	1046.6	1060.4	963.4	1053.5	1088.2	1005.0	928.7	977.3	970.3
60°	3403.1	1219.8	859.4	838.6	776.3	880.2	935.7	838.6	734.7	769.3	804.0
62.5°	1275.3	866.4	651.5	637.6	623.8	720.8	748.5	672.3	568.3	589.1	596.1
65°	935.7	762.4	519.8	471.3	499.0	568.3	554.5	478.2	408.9	408.9	422.8
67.5°	797.1	665.4	422.8	367.3	367.3	374.3	346.5	305.0	284.2	298.0	311.9
70°	623.8	526.8	332.7	284.2	256.4	228.7	201.0	194.1	173.3	194.1	187.1
72.5°	402.0	353.5	256.4	214.9	194.1	159.4	131.7	124.8	104.0	97.0	97.0
75°	214.9	214.9	201.0	173.3	152.5	124.8	104.0	83.2	55.4	41.6	41.6
77.5°	152.5	166.3	180.2	166.3	138.6	104.0	83.2	55.4	27.7	13.9	13.9
80°	145.5	166.3	180.2	159.4	138.6	104.0	76.2	41.6	20.8	6.9	6.9
82.5°	131.7	152.5	166.3	145.5	124.8	90.1	69.3	41.6	20.8	6.9	6.9
85°	27.7	34.7	41.6	41.6	48.5	62.4	48.5	34.7	13.9	6.9	6.9
87.5°	20.8	20.8	20.8	20.8	20.8	20.8	13.9	13.9	6.9	6.9	6.9
90°	0.0	0.0	0.0	0.0	0.0	0.0	0.0	0.0	0.0	0.0	0.0

(END OF REPORT)